

EUROPEAN

ROADGUIDE

STARS  STRIPES[®]

FREE

2022-2023



Road Rules · Emergency Procedures · And Much More!

HERE TO HELP YOU
GET SETTLED AT YOUR



New duty station



GET YOUR DIGITAL COPY NOW!

Head to starsandstripes.com/special-publications

STARS  AND STRIPES®



WELCOME TO EULER GROUP MILITARY SALES.

WHEN IN EUROPE, DRIVE LIKE A EUROPEAN. MILITARY SALES PROGRAM HIGHLIGHTS:

- Real, significant factory-direct Military savings
- Over 100 individual BMW and MINI model choices
- 100% US-spec vehicles
- Tax-free purchasing in US dollars
- No excessive typical dealership fees
- European Warranty Coverage while stationed overseas
- Custom order your vehicle to personal specifications
- Huge selection of stock vehicles for timely delivery
- Sales, service, parts and accessories all under one roof
- Competitive trade program for your convenience
- Friendly, knowledgeable staff with years of experience serving US Military members. Visit us!

PROUD TO BE ON YOUR SIDE.

Autohaus Euler
Kaiserslautern GmbH
Merkurstr. 5
67663 Kaiserslautern
Tel.: +49 (0)631/534 810 9

Location Baumholder
Kuseler Straße 20
55774 Baumholder
Tel.: +49 (0)6783/18507-10/11

Location Landstuhl
Bruchwiesenstr. 38-40
66849 Landstuhl
Tel.: +49 (0)160/635 394

Location Hofheim
Nordring 15-21
65719 Hofheim
Tel.: +49 (0)162/6677661

Location Spangdahlem
Beilinger Str. 1
54662 Herforst
Tel.: +49 (0) 6562/974 6584





EMERGENCY SERVICES

Call 112

GERMANY

Off-installation

Police, Fire and Ambulance - 112

On-installation

Ansbach - 09802-83-112

Garmsich - 08821-750-3801

Grafenwoehr/Vilseck - 09662-83-3398

Hohenfels - 09472-83-2812

KMC/Baumholder - 112

Spangdahlem - 06565-61-6666

Stuttgart - 0711-680-113

Wiesbaden - 0611-705-114

ITALY

Off-installation

Police, Fire and Ambulance - 112

On-installation

Aviano - 911

Camp Darby - 050-54-7575

Naples - 911 or 081-568-4911

Sigonella - 624-5225

Vicenza - 0444-71-7115/7117

U.K.

Off-installation

Police, Fire and Ambulance - 999 or 112

On-installation

Alconbury - 01480-84-1911

Croughton - 911

Lakenheath - 01638-52-7911

Mildenhall - 01638-54-7999

IN CASE OF AN ACCIDENT

The military police advise to refrain from making any statement, oral or written, to claimants or their agents regarding liability, accident cause or the possibility of claims approval.

- **If an accident occurs, stay at the scene;** leaving is considered a hit-and-run and a serious criminal offense.
- **Use a reflective vest,** your hazard lights and set out a warning triangle 200m from the crash on freeways or 100m on other roads, except in the U.K., where it is deemed too dangerous to put out warning triangles on multilane carriageways.
- **Call the military police (MP) or security forces (SF)** for accidents on base, and both local police and MP/SF for those off base. You should report accidents to military police within 24 hours.
- **Provide first aid,** but do not move anyone seriously injured. Drivers must help the injured whether they were involved or not.
- **If no one is injured and damage is minor,** quickly move the cars to avoid blocking traffic.
- **Exchange information with police and involved parties.** See the form on the next page to help you gather information.
- **Police officers may assess fines to be paid on the spot and ask for statements for involved parties.** You are not required to give your statement at that time but are required to verify your identity and contact information.
- **Do not sign any documents** unless you know exactly what they say and are not an admission of guilt. Also, beware of anyone who approaches you to get you to sign powers of attorney, loan applications, car-rental forms or towing agreements.
- **Contact towing services** either through your insurance agency or through the help of the police.
- **Contact insurance company and installation security forces within 24 hours.**
- **Contact the local legal office for further assistance.**

Remember: 112 is the European phone number for all emergencies (fire, ambulance, police). You can dial it anywhere in the EU, free of charge. In addition to EU member countries, nearly every other European country has adopted the number.

TRAFFIC ACCIDENT REPORT LIST

1. Call Emergency Services immediately.

2. Call installation police ASAP and file report within 24 hours.

3. Date & time of incident _____

4. Location of incident _____
Street/Corner _____ Town/Zip Code _____

5. Address of investigating police station _____

Name/telephone number of police officer _____

Information of other party involved in incident

6. Name _____ Tel _____

7. Address _____

8. Make/model of vehicle _____ License plate # _____

9. Color of vehicle _____ Year _____

Injured persons at the scene of the incident

No

Yes If yes, provide name of injured party _____

Witnesses of the incident

Name _____

Address _____

Tel _____

Name _____

Address _____

Tel _____

Disclaimer: This form is for information gathering purposes only. Not a legal document.

Quick Tip: Camera phones or disposable cameras should be used to record photos of the incident at the scene BEFORE moving vehicles.

*** Contact your insurance company or agent for further advice. ***

TABLE OF CONTENTS

EUROPE

General Road Rules	8
Motorcycle Safety	11
Rules for Winter Tires	12
Child Safety	13
European Road Signs	14

GERMANY

Road Rules in Germany	17
Fuel Ratios	18
Buying and Selling	19
Emergency Phrases	20

ITALY

Road Rules in Italy	22
Buying and Selling	23
Emergency Phrases	24

UNITED KINGDOM

Road Rules in the U.K.	26
Buying and Selling	28

REST OF EUROPE

Map of Europe	30
Road Rules for Other European Countries	32

RESOURCES

European Travel Tips	38
Installation GPS List	39

Europe Office

COMMANDER

Marci A. Hoffman, Lt Col, USAF

PUBLISHING & MEDIA DESIGN,

MANAGER

Carrie Farrell

WRITER-EDITORS

Anna Bagiackas, Tamala Malerk

GRAPHIC ARTISTS

Brittany Atkins, Ryyan Joye

ENGAGEMENT MANAGER

Karen Lewis

MARKETING COORDINATOR

Megan Willmore

MULTIMEDIA ADVERTISING, MANAGER

Doug Dougherty

MULTIMEDIA ADVERTISING, CONSULTANTS

Sean Adams, Heidi Bayfield, Nate Jamison,

Claudia Stier, Jeff Teeselink

MARKETING COORDINATOR

Al Green

ADVERTISING OFFICE

Unit 29480, APO, AE 09211

Postfach 1980, 67607

Kaiserslautern, Germany

+49(0)152-5672-5020

CONTACT US:

Telephone: +49 (0) 0631-3615-9111

or DSN: 314-583-9111

Email: memberservices@stripes.com

Washington Office

PUBLISHER

Max D. Lederer, Jr.

REVENUE DIRECTOR

Scott Foley

MULTIMEDIA ADVERTISING, CONSULTANTS

Fabrizio Danova, Corey Henderson,

Gerard Kelly, John Scoglio

ENGAGEMENT DIRECTOR

Chris Verigan

PUBLISHING & MEDIA DESIGN, DIRECTOR

Marie Woods

PUBLISHING & MEDIA DESIGN, MANAGER

Douglas Gillam, Jr.

GRAPHIC ARTISTS

Ellen Cheung, Amy Webb

CONTENT DESIGNER

Alyssa McBeth

MARKETING COORDINATOR

Stacy Roman

ADVERTISING OFFICE

633 3rd Street NW, Suite 116

Washington, DC 20001-3050

202-886-0003

COVER DESIGN BY

Brittany Atkins

FOR PUBLICATION REQUESTS

Stars and Stripes Europe, Advertising

Unit 29480, APO AE 09211

or email dougherty.doug@stripes.com

Visit our website for more information

at www.StripesEurope.com



Terry Dickerson is an IRS registered tax preparer with more than 13 years of experience in the Kaiserslautern Military Community.

SERVICES

- ◆ U S Tax Preparation - Federal and State
- ◆ Consultations
- ◆ Tax Solutions
- ◆ Streamline Filing Procedures
- ◆ Prior Years Preparation
- ◆ E-file Provider
- ◆ FBAR Compliance

Merkur Strasse 44
67663 Kaiserslautern

tel: 0631-354-0276
fax: 0631-354-0277

cell: 0151-5837-5127
taxpro.dickersont@gmail.com

UCG USED 
CAR GUYS

US SPEC MILITARY SALES
WWW.USEDCARGUYS.NET



• GOOD CARS FROM GOOD GUYS •

• STARS AND STRIPES' BEST OF GERMANY WINNER 2021 •



Insurance & Financing Assistance • Trades Welcome

 FIND YOUR CAR

More than 200 late model US spec vehicles in stock

 ARRIVE & DRIVE

PCSing to Germany?
Reserve online and we will get everything ready for you.
Hablamos Espanol

 SELL YOUR CAR

We have great prices with quick, friendly service and fast payment.

STUTTGART • KAISERSLAUTERN • RAMSTEIN • SPANGDAHLEM

 0173 76 56 926

WWW.USEDCARGUYS.NET

GENERAL ROAD RULES



Navigating the roads in Europe can be an exhilarating experience or harrowing escape, depending on where and when you choose to travel. However, no matter what country you drive through or how far you go, you must understand the rules of the road to be a successful and safe European traveler. Here is a current breakdown of many regulations in Europe.

CELLPHONE USE WHILE DRIVING

Most EU countries prohibit talking on cellphones while driving without hands-free devices. Pull off the roadway, park and shut off your vehicle before picking up and using your cellphone.

COMPULSORY SAFETY EQUIPMENT

Most European countries require that your auto or motorcycle carry an EC regulation warning triangle, reflective vest/jacket and first-aid kit. Some countries also require that you have two vests or enough for all passengers. Carrying a fire extinguisher, tow rope and other equipment is mandated by law in select member countries. If you rent a vehicle, it is your responsibility to ensure the car has all necessary equipment.

CONGESTION AND EMISSION CHARGES

Major cities may regulate road usage to limit noise, emissions and traffic. Control methods include time-of-day restrictions, congestion charges and allowance in areas for only those vehicles with low-emission stickers. Learn more at www.urbanaccessregulations.eu.

DAMAGED VEHICLES

Hit-and-run crimes and other vandalism in some countries may cause border authorities to verify/certify any visible damage to a vehicle entering the country. If damage occurs while

visiting, a police report must be obtained at the scene. Autos with visible flaws not recorded on entry may not be permitted to leave without evidence of a police report. Be sure to have any dents to your personal vehicle or rental verified on entry.

DRIVING WHILE IMPAIRED

For many EU countries, a blood alcohol level of 0.05 is over the limit and against the law. Some countries in Europe, however, have either a zero rating, meaning no alcohol whatsoever should be in your bloodstream while you drive, or very low limits, such as below 0.02. Officials in many EU countries can demand on-the-spot saliva tests.

FINES

Authorities may ask for driving-offense fines to be paid (either the total amount or a percentage of the total owed) on the spot. Noncompliance may result in higher fines and a court date. Always carry a little extra cash in the local currency when traveling, and always ask for a receipt and copy of the citation if you are stopped.

HIGHWAYS

Activate your hazard lights if traffic comes to an abrupt stop to alert vehicles behind you. Maintain a distance of at least two seconds or half of your speed in meters (i.e. a distance of 50 meters if driving at 100 kilometers per hour). If you have car trouble or are involved in an accident, pull over to a designated stop-off area; do not stop on the highway.



IMPORTANT DOCUMENTS

The European Union (EU) is composed of 27 sovereign, or member, states. Although most of the countries in the EU adopted an open border policy, some countries check documentation at crossings.

- U.S.-military-issued overseas driver's license
- Valid stateside driver's license
- International Driving Permit (IDP) *
- Original vehicle registration document
- Vehicle insurance certificate **
- Passports

Ensure that you have these documents when traveling, even if staying within the EU. Without them, you and your party could be turned around at the border, receive fines or have your car impounded for illegally crossing borders.

HORNS

Usage of horns in urban areas is often prohibited, except when danger is imminent.

The Smarter Way to Pay Your Bills

Schedule one-time or recurring payments in 18 currencies to more than 40 countries.*

servicecu.org/InternationalBillPay



Checking | Auto | Credit Card | Foreign Exchange



Insured by NCUA

*Recurring International Bill Pay payments are available only from a Service CU checking account. One-time International Bill Pay payments are available from any share or share draft account with an available balance that is eligible to make transfers. If the suffix selected for payment does not have sufficient available funds at the time the transaction is processed an overdraft charge will be debited from the suffix and the associated payment may not be executed. Automatic debits are available only to merchants in Europe. Select any day of the week to make recurring payments weekly, biweekly, monthly, or quarterly. International Bill Pay incurs a \$1.00 fee per online or mobile transaction and for recurring payments. One-Time International Bill Pay transactions initiated in a branch, over the phone or through chat incur a \$2.00 fee per transaction. Service CU is not liable for, and has no influence over the conversion rate applied to the conversation of the funds.

GENERAL ROAD RULES



SPECIAL DOCUMENTS

*** More on IDP:** An IDP is a translation of your license for international travel that is accepted in as many as 150 countries worldwide. It is a supplemental permit that should always be carried with your stateside and overseas military-issued licenses. The IDP is not accepted in the U.S. or in the European country where you are stationed; however, it is highly recommended to have an IDP when driving your personal vehicle or a rental in other European countries. In some countries, it is legally required. The American Automobile Touring Alliance (AATP) and the American Automobile Association (AAA) are authorized to issue IDPs, valid for one year at a time. To apply, you'll need to complete an application at www.aataidp.com or www.aaa.com/vacation/idppaplc.html.

**** Insurance:** Most countries require you to carry third-party liability coverage, which covers you should you injure or cause property/vehicle damage to a third party. First-party insurance, usually optional, covers you if you are injured while driving, as well as damage or theft of your vehicle. There are not currently EU-wide regulations on additional insurance, so check local laws for each country you plan to visit. Talk to your insurance provider about time and distance limitations for coverage if you travel beyond the country where your vehicle is registered. Also ask about rental car coverage and requirements for trailers.

LIGHTS

Headlights must be used from sunset to sunrise and when visibility is poor. In some countries, headlights must be on, regardless of the weather or time of day. High beams (or "brights") and fog lights should only be used when there is no oncoming traffic.

PASSING

On multi-lane highways, slower traffic should keep right, and the left lane is for passing only; this law is taken seriously in Europe. On two-lane highways, only pass where it is permitted (watch for road markings and signs) and when it is safe to do so.

PEDESTRIANS

Pedestrians have the right of way and may step or dart out in front of your car, even if there is not a designated crossing zone.

RAILROAD CROSSINGS

Do not enter a railroad crossing when lights are on/flashing or barriers are down. Unguarded crossings are more common in Europe, so always use extra caution when approaching railroad tracks.

RIGHT OF WAY

Generally, vehicles coming from the right have right of way. Priority road, yield and other special signs can supersede this general rule. Vehicles within roundabouts have right of way, regardless of whether merging traffic has yield signs.

RIGHT ON RED

Unless otherwise indicated, turning right on red (left in the U.K., Ireland and Malta) is not permitted.

SEATBELTS

All countries require seatbelts for all vehicle occupants. See the separate article regarding child safety seats.

SPEED LIMITS

European countries adhere to standard legal limits for highways and urban areas. Traffic cameras regulate speed, and violators will receive tickets by mail. If you're speeding and cause an accident, you could face criminal charges and jail time.

TOLLS

The majority of highways are maintained by toll systems. Cameras monitor for violators, and steep fines can be imposed. Some countries have pay-as-you-go booths, while others rely on toll tags or stickers (vignettes), which must be purchased in advance and remain visibly displayed on your vehicle's windshield during your visit.

TUNNELS

Europe has many long tunnels, particularly in mountainous regions and Scandinavian countries. Remove sunglasses and turn on your vehicles headlights before entering tunnels. Follow posted speed limits, do not pass on two-lane routes, increase the distance between you and the next vehicle, and note the location of emergency exits. If stuck in traffic, turn off your vehicle's engine.

WINTER TIRES

Winter or all-season tires are obligatory during winter months in much of Europe. If you rent a car, ensure it meets the requirements in the countries where you'll be driving. On mountain passes and in certain areas, snow chains may also be compulsory, as indicated by authorities or signs.

MOTORCYCLE SAFETY

Before you hop on your motorcycle, make sure you're aware of all the rules that go into owning and driving your motorcycle.

IMPORTANT DOCUMENTS

To obtain a motorcycle endorsement on a military-issued overseas license (USAREUR, SETAF, SHAPE or USAFE), military personnel, dependents and civilians must be at least 18, have motorcycle endorsements on their valid licenses issued by a U.S. state territory or host nation, and current Motorcycle Safety Foundation (MSF) training cards. **Regulations frequently change;** contact the local licensing and testing center about MSF course regulations, mentor rides and other local, base or country requirements.

IMPORTANT EQUIPMENT

You should store an EC regulation warning triangle and first-aid kit on your motorcycle, along with a reflective vest. You should always drive with headlights on. Inspecting your bike before each ride ensures equipment is working, fluids are adequately filled and tires are without cuts, foreign objects and filled to the proper pressure.

REQUIRED ATTIRE

U.S. active duty, civilian and dependent riders and passengers are required to wear crash helmets with ECE 22.05 regulation, brightly colored gear (and reflective shirts or vests at night), long-sleeved shirts, long pants, eye and hand protection, and boots that cover ankles.

HIGHLY RECOMMENDED ATTIRE

Wear gear designed with body armor to protect vulnerable shoulders, elbows, back, knees and ankles. Other recommended items include full-face shields or goggles with safety glass; gloves or gauntlets that cover forearms; and sturdy boots with nonskid soles and reinforced toes.

ROAD RULES

Motorcycle riders must abide by the same laws as vehicle drivers. Though legal and common in most European countries, lane splitting is dangerous and should be avoided.

FOCUS

Distractions increase the risk of dropping your bike. Most EU countries prohibit talking on your cellphone while driving without a hands-free device. Some countries have also outlawed the use of in-helmet communication devices. Always be ready to execute maneuvers to avoid roadway hazards, and follow diagonal or file formations when riding in groups.

INTERSECTIONS

Nearly half of motorcycle accidents happen in intersections. Be alert to vehicles approaching, stay out of blind spots and always signal.

PASSENGERS

Ensure that your bike is designed and equipped to carry a passenger. Proper foot pegs and backrest will increase safety and comfort for your passenger. Extra weight will affect procedures including braking, passing, maneuvering around corners and starting from a stop. Instruct the passenger in proper balance on the bike and to refrain from making sudden movements.

RIDING WITH BUDDIES

Discuss the route, schedule, rest/fuel stops and establish hand signals before setting out. Experienced riders in group rides should take the lead and tail positions. Smaller groups are better controlled. The leader should ride in the left third of the lane, the



second rider stays a minimum of one second behind, and the rest of the group follows this pattern. Ride in single-file formation on curves or in limited visibility.

For more safety tips, visit www.msf-usa.org.



RIDERS MUST CARRY

- U.S.-military-issued overseas driver's license with endorsement
- Valid stateside driver's license with endorsement
- Motorcycle Safety Foundation training card
- International Driving Permit (IDP)
- Original bike registration and proof of ownership
- Bike insurance certificate
- Passports

RULES FOR WINTER TIRES



Before we know it, winter will be upon us yet again. It's never too early to make sure you're prepared for the colder weather; the last thing you want is to get caught without required equipment.

GERMANY

Motor vehicles and motorcycles must have clearly marked winter (snowflake) or all-season (M+S) tires. Specific dates are not cited for the use of winter tires, but Germans typically follow the rule of "von O bis O," meaning from October to "Ostern" (Easter). Regardless of the month, if you are caught driving in winter conditions without appropriate tires, you will be fined. If you are in a traffic accident without winter tires in winter conditions, you can be held responsible by authorities, and your insurance company may deny coverage.

ITALY

Winter or all-season tires are required on most autostradas and mountain roads as noted on signs. Date requirements vary, but usually winter tires are required from Oct. 15 to April 15 on mountain roads and from Oct. 15 to April 15 or Nov. 15 to April 15 on autostradas.

BELGIUM, NETHERLANDS & U.K.

In general, winter tires are not required unless directed by signs or authorities. However, as the temperature drops below 7° C, standard tires can harden, creating less traction while driving. Winter tires allow for better control, performance and fuel efficiency.

BUYING WINTER TIRES

You may opt to buy tires on your local economy, on your installation or online. Keep in mind that if your tires have to be ordered, it could take 4 to 12 weeks for them to arrive, and you don't want to be caught without

the right tires when the temperature drops. A popular choice for purchasing online, Tire Rack provides the option to ship priority, so your tires may arrive more quickly, though the price of shipping will be higher.

OTHER REQUIREMENTS

The required tire tread depth varies by country, though 4mm is recommended. Winter tire regulations are also different across Europe, so ensure that your personal vehicle or rental car meets local requirements.

OTHER WINTER CHECKS

- Make sure windshield wipers are in excellent shape, and top up with windshield washing fluid that has an anti-freezing additive. Check lights weekly, and confirm that the engine's anti-freeze level and strength are adequate. If the battery shows signs of problems or is more than five years old, it's probably time to have it replaced.
 - Diesel fuel is sensitive to cold conditions and can actually "gel," or turn into a solidified state, which may cause your engine to malfunction. Block heaters help warm the engine when not in use. If your car does not
- have a block heater installed, talk to a trusted mechanic about the cost of installing one on your vehicle. Or, you can buy a portable heater to help keep the diesel fuel at a safe temperature. Many European countries set standards for fuel stations to switch to a blended "winter diesel" with additives to help slow the solidifying process, but during extremely cold conditions the fuel may still thicken.
- Keep a flashlight, blanket, cellphone charger, granola bars and bottled water in your car in case you are ever stranded. Also look into automobile associations such as the U.K.'s AA, Germany's ADAC and Italy's ACI. For an annual fee, you can receive 24-hour roadside assistance.
 - Leave an ice scraper and insulated gloves in your car so that you can remove snow and ice. Driving without clearing your entire vehicle limits your visibility, can create hazards for other motorists, and is illegal in some countries.
 - For questions about winter driving requirements, contact your local vehicle registration or inspection offices. And give yourself more time to get to work and appointments during winter — burning rubber is a bad idea.

CHILD SAFETY

Understanding child safety rules and regulations is vital to not only obeying the law but to your children's safety.

MINIMUM REQUIREMENTS:

According to the European Commission, EU laws require children under the height of 1.35 meters (4.43 feet) to be restrained in appropriate safety seats. Be aware that member countries may have stricter height, weight and age requirements for child safety seats, and U.S. service members and dependents must comply with all host-nation child safety laws.

Choose a child restraint system based on a child's weight, for the best protection. All child restraints/seats used in Europe must conform to ECE 44.03, 44.04, or newer regulation models, such as i-Size. Keep your child in the smaller seat as long as possible.

ECE 44.04 REQUIREMENTS:

- **Infant carriers (Up to 10kg/22lb or up to 13kg/29lb.):** Infants need additional head, neck and back support that large seats do not provide. Keep infants in rear-facing infant carriers used in rear seats.
- **Child seats (9-18kg/20-40lb.):** The child is held into the seat by an integral five-point harness, and the frame is usually attached to the car by seatbelts or an ISOFIX system. Check vehicle and restraint manuals to ensure the child seat and car restraint systems are compatible.

- **Booster seats & cushions (15-25kg/33-55lb or 22-36kg/48-79lb.):** Boosters are best used when a child has outgrown a child seat. Some seats have backs to provide additional safety.

I-SIZE REQUIREMENTS:

Introduced in 2013, the EU regulation (ECE R129), commonly known as i-Size, runs concurrently with ECE 44.04 for the next few years. i-Size requires that child seats are fitted according to height, rather than weight, and that children up to 15 months remain in rear-facing seats. Additionally, i-Size compliant safety restraints undergo side-impact crash testing.

Dentistry 4 Kidz
in Medicum Landstuhl

Aixa M. Torres-Ramirez, D.M.D.
former USAF, American Board Certified Pediatric Dentist

Kaiserstrasse 171
Landstuhl, Germany 66849
Tel: +49 (0)6371 1300921










Email: dentistry4kidz@hotmail.com
Website: www.dentistry4kidzlandstuhl.de

























































EUROPEAN TRAFFIC SIGNS

Here is a general list of European traffic signs to study and become familiar with.

Source: USAREUR POSTER 190-34-12, June 2010.
www.aepubs.eur.army.mil/AE-Posters

Disclaimer: Individual countries may have exceptions to some of the signs shown.

 Information Sign at Border-Crossing Points	 Freeway	 End of Freeway	 Motor Vehicles Only	 End of Restriction
 Direction to Freeway	 Freeway Direction Sign	 Freeway Exit, Freeway Intersection, Freeway Merging Point	 Distance to Next Change of Traffic (Exit)	 24-Hour Operated Service Area off the Freeway
 City Limits	 End of City Limits	 Point of Interest	 Place Name	 Advance Direction Sign

 Road Closed/Entry Prohibited	 End of Restrictions	 No Entry	 Stop	 Yield Right of Way	 Yield for Oncoming Traffic	 Directional Arrows	 Lane Markings Directional Arrows (Used Correct Lane)
 Speed Limit	 End of Speed Limit	 Minimum Speed Zone	 End of Minimum Speed Zone	 Limited Speed Zone	 End of Limited Speed Zone	 Off-Limits Marking	 Solid White Line
 Maximum Width Allowed	 Maximum Height Allowed	 Maximum Weight Allowed	 NATO Vehicles Maximum Weight in Tons	 Maximum Length Allowed	 Maximum Axle Weight Allowed	 Maximum Weight Allowed Prohibits Trucks Exceeding 3.5 Tons Weight Limit	 Minimum Following Distance Vehicles Over 3.5 Tons
 Prohibition of Motor Vehicle Traffic to Reduce Harmful Air Pollution	 Prohibited for Vehicles Carrying Dangerous Good Subject to Identification	 Pollution Prohibition	 Motor Vehicles Prohibited	 No Motorcycles	 No Motorcycles or Motor Vehicles	 No U-Turns	 No Bicycles
 No Passing	 End of No Passing Zone	 No Passing for Trucks in Excess of 3.5 Tons Authorized Weight	 End of No Passing Zone	 Restricted No Stopping	 No Stopping	 Controlled Parking Zone	 End of Controlled Parking Zone
 Unguarded Railroad Crossing	 Distance to Unguarded Railroad Crossing	 Toll Road for Trucks According to the Law on Tolls for Freeways	 Toll Road	 Taxi Parking Only	 Controlled Parking Zone, 2 Hours, Place "Clock Card" in Windshield	 Managed Parking Zone	 End of Managed Parking Zone
 Railroad Crossing	 Railroad Crossing	 Customs Control	 No Stopping on Shoulder	 Traffic Jam Area	 Only When Wet	 Children Playing	 Danger of Unexpected Ice

 Direction to Freeway	 Exit From Freeway	 Freeway Junction	 European Highway	 Federal Highway Number	 Gas Station Also With Lead-Free Fuel	 First Aid Station	 Water Protection Area
 Emergency Stop on Breakdown Area	 Change of Traffic Lanes	 Freeway Detour	 Detour Route Marker	 Detour Arrow	 Detour	 Bypass Routing	 Detour Continues
 Direction Marker	 Bicycle Route	 Danger	 Intersection	 Oncoming Traffic	 Curve	 Double Curve	 Wild Animal Crossing
 Pedestrian Crosswalk	 Marking for no Stopping or Parking	 Road Narrows (on the Right Side)	 Road Narrows	 Uneven Surface	 Children	 Worksite	 Cross Winds
 Broken White Lane	 Passing Only From Broken White Line	 Slippery Road	 Bicycle Crossing	 Dangerous Downgrade	 Dangerous Upgrade	 Signal Lights Ahead	 Traffic Jam Area Ahead
 Priority Road	 End of Priority Road	 Priority Road	 Priority Road Ahead	 Priority of Next Intersection	 Pedestrians	 Streetcar/Bus Stop Occasionally Used With Supplemental Signs	 Right on Red Green Arrow Sign
 No Pedestrians	 Mandatory Direction of Travel	 Mandatory Direction of Travel	 Mandatory Direction of Travel	 Mandatory Direction of Travel	 One-Way Street in Direction of the Arrow	 Dead End	 Oncoming Traffic Must Wait
 Parking Area	 Mandatory Direction of Travel	 Mandatory Direction of Travel	 Traffic Cycle	 Use Shoulder	 Stop Using Road Shoulder	 Clear Road Shoulder	 Bus Lane
 Parking on Curb Permitted	 Pedestrian Zone	 End of Pedestrian Zone	 Pedestrians Only	 Pedestrian Crosswalk	 Separated Bicycle and Footpath	 Combined Footpath and Bicycle Path	 Horse Riders Only
 Cyclists Only	 Bicycle Path	 End of Bicycle Path	 Bicycles Only	 Traffic-Controlled Residential Area	 End of Traffic-Controlled Residential Area	 Traffic c Directed by School Guard	 Snow Chains Mandatory

DRIVING IN
GERMANY



ROAD RULES IN GERMANY



Here are key rules to know for driving in Germany.

CELLPHONE USE WHILE DRIVING

Talking on cellphones while driving is illegal unless using a hands-free device. There will be a mandatory seven day suspension for the first offense. Subsequent offenses may carry heavier penalties.

CHILD SAFETY

In addition to EU regulations (see European Child Safety article on page 13), children 12 years of age or younger and who are shorter than 150 centimeters (approximately 59 inches) must be properly restrained in child restraints or booster seats that are approved for their size and weight.

COMPULSORY SAFETY EQUIPMENT

Your vehicle must contain an EC-regulation warning triangle, reflective vest/jacket and first-aid kit.

DRIVING WHILE IMPAIRED

A blood alcohol level of 0.05 is over the limit and against the law. The limit for new drivers (under age 21) and commercial vehicle operators is 0.0. DWI rules apply to E-scooters, also. Even if you are under the legal limit, if you are in an auto accident after drinking, you may be found at fault, whether you actually caused the wreck or not.

DISRESPECTING AN OFFICER

Showing contempt or disrespect to "Polizei" is against the law. The offense is called "Beamtenbeleidigung" and means "insulting a public official or civil servant while in the course of duty." The law does not define insult, so any rude gesture or word could be considered offensive. Fines have been known to range from 25 euros to thousands of euros and up to a year in jail, depending on the severity of the offense.

DOCTRINE OF CONFIDENCE

Germans expect each other to be confident drivers, who obey traffic laws, are alert and drive defensively at all times. By doing so, this "doctrine of confidence" allows both drivers and pedestrians to have confidence in one another, knowing that all are constantly maintaining the responsibility of being safe. By signing for your USAREUR license, you also agree to be a confident driver at all times.

RESCUE LANE

When driving on the autobahn, you must create a rescue lane in a congested area even if there is no imminent danger or obstruction.

ROAD SIGNS

There are a few important German words you are likely to see on road signs while traveling in Germany.

- "Ausfahrt" – Exit
- "Einbahnstrasse" – One-way street
- "Einfahrt" – Entrance
- "Nebel" – Fog
- "Rollspit" – Loose gravel
- "Schnee" – Snow
- "Stau" – Traffic (congestion)
- "Umleitung" – Detour
- "Unfall" – Accident

RUDE GESTURES

If you are reported (and you probably will be) for flipping the bird to fellow motorists, you could face a hefty fine.

SPEED LIMITS

Unless otherwise indicated, the speed limit is 50 km/h (31 mph) in urban areas and 100 km/h (62 mph) outside city limits. On the autobahn, the recommended speed limit is 130 km/h (80 mph), unless otherwise posted. Driving too slow is also illegal and dangerous because you create an obstacle. The minimum speed you must travel on the autobahn unless posted is 60 km/h (37 mph).

IMPORTANT DOCUMENTS

The minimum driving age is 18. Service members and dependents stationed in Germany must have valid U.S. Forces Certificate of Licenses (USAREUR), valid U.S. driver's licenses, proof of insurance and vehicle registration. If you are not stationed in Germany but traveling within the country, it is a good idea to carry an international driving permit.

U.S. FORCES POINT SYSTEM

Drivers with U.S. forces driver's licenses in Europe (USAREUR) should know that U.S. military police maintain a demerit point database that keeps track of driving and some parking offenses. When drivers commit offenses either on or off base, citations are sent to military police, and points are assessed against your license. Drivers assessed with 12 points in a 12 month period or 18 points in a 24 month period will face the loss of driving privileges. For a table of specific offenses, their corresponding assessed point amounts and lengths of suspension, refer to the current Army in Europe–Africa Regulation 190-1/USAFE–AFRICA Instructions 31-202. You can also contact your local military police.

WINTER TIRES

All motor vehicles and motorcycles have clearly marked winter or all-season tires for icy, snowy, slushy road conditions. Tires must have an alpine symbol or "M+S" (mud + snow or "matsch und schnee") marking. Tires produced as of 1 January 2018 must have the alpine symbol with three mountain peaks. While the law does not mandate calendar dates during which snow tires are required, it is recommended to have snow tires mounted from early October until early April. Studded snow tires are prohibited, and snow chains are required only in a few areas; police or road signs will direct you when they are needed.

FUEL RATIONS



U.S. military, DoD civilians, ID cardholders and their dependents stationed or TDY in Germany may purchase tax-free fuel at Esso stations through a fuel card program sponsored by AAFES.

When a vehicle has been acquired, whether purchased new, used or shipped from the U.S., the vehicle must be inspected and registered with the local USAREUR Vehicle Registration office. Once your vehicle is registered, sign up for the duty-free fuel program managed by AAFES. Money is added to a prepaid card for future purchases, and all registered vehicles have a monthly ration based on the vehicle's size and weight, as noted on your vehicle registration.



PROGRAM DETAILS

- The program is only available in Germany at on-base AAFES facilities and at off-base Esso gas stations.
- The fuel ration card is only good for one assigned vehicle and for purchase of the type of fuel the vehicle uses.
- More than one vehicle may be registered, and up to two ID holders may be assigned to a fuel card for each vehicle.
- The prepaid balance is shared across owners and vehicles.
- Exceeding your fuel ration allowance or prepaid balance, or buying with an expired card will result in paying the taxed, economy fuel price.

USING THE CARD

While on base, you have the option to use your prepaid balance or another form of payment. However, off base, you may only pay with the prepaid balance. To use your card, you'll need to know your four-digit pin. Pump gas first, then take the fuel card, vehicle registration and ID card to the attendant. Regardless of the payment method, the liters purchased will be deducted from your monthly ration. Note that if you are at an Esso station and the payment system goes down, the staff is trained to call a dual language system to complete the transaction. Or call the AAFES 24/7 MILITARY STAR Card center.

TRANSACTIONS

Make sure you know your ration and card balances by visiting www.odin.aafes.com/esso, calling the toll-free number on your card or checking your most recent purchase receipt. You can add money to your card with cash, check, MILITARY STAR card, debit or credit at AAFES Shoppettes/gas stations; online at www.odin.aafes.com/esso; by phone at the number on the back of the card; and by automatic bank transfer or payment. Immediately report a lost or stolen Esso fuel card by calling AAFES at 0800-181-9945.

You can also learn more about Esso fuel rations at www.aafes.com/exchange-stores/overseas/germany-fuel-ration.

BUYING AND SELLING

To register your vehicle with U.S. forces in Europe, know that cars more than 10 years old need inspections before sale. Any car fewer than 10 years old must have at least 60 days left on the registration at the time of sale to retain the current inspection expiration date.

TIPS FOR BUYING USED VEHICLES

- Ask owner to complete inspection before deregistration.
- Have owner keep insurance until registration is transferred.
- Get proof of exhaust emission testing (if car has not been inspected), service and vehicle defect record, and inspection-pass guarantee (dealer).
- If the inspection is not completed before ownership is transferred, know that your vehicle must contain a warning triangle, reflective vest and first-aid kit (check that it is not expired) to pass.

REGISTERING YOUR PURCHASED USED VEHICLE

Sales between government ID cardholders require the presence of all buyers and sellers. To transfer ownership and register a vehicle with temporary plates (or permanent plates if the vehicle has been inspected), the buyer takes these documents to the Registry of Motor Vehicles on base:

- Military ID card
- U.S. Forces Certificate of License (USAREUR)
- Proof of insurance (name must match buyer on bill of sale and person registering car)
- Application for Motor Vehicle Registration and Allied Transactions (AE Form 190-1AA)
- Completed bill of sale, signed by all of the registered owners and buyer
- AE Form 550-175A and the U.S. title/registration for U.S. specification vehicles
- Title book ("Fahrzeugbrief") and deregulation form ("Abmeldebescheinigung") for European specification vehicles
- Check or money order payable to "USAREUR Registration Fund" (some offices accept credit cards)

BUYING A NEW CAR

If you purchase a new car while in Germany, buy from a dealer participating in the Military Car Sales Program. Available benefits may include tax-free transactions, worldwide shipping, U.S. specifications and prices lower

than U.S. MSRP rates. You'll need the documents listed above, minus the U.S. title and will have 60 days to provide additional documentation, such as the German Title Book and customs form.

A NOTE TO SELLERS

A service member may sell a used vehicle to a local national or non-ID cardholders if he has owned the vehicle for at least six months. The vehicle must clear U.S. and German customs before the sale is final. Contact your installation's Customs Field Office for details.



EMERGENCY PHRASES



DO YOU SPEAK ENGLISH?

Sprechen Sie Englisch?

☞☞☞ "Spresh-en zee English"



THERE HAS BEEN AN ACCIDENT.

Es ist ein Unfall passiert.

☞☞☞ "Es ist eye-nen Oon-fall pah-s-eert"



CAN YOU PLEASE SEND THE POLICE?

Bitte schicken sie die Polizei?

☞☞☞ "Bitte schicken zee dee Po-lee-tz-eye"



CAN YOU PLEASE SEND ME AN AMBULANCE?

Bitte schicken Sie einen Krankenwagen?

☞☞☞ "Bitte schicken zee eye-nen Kronk-en-vog-en"



I AM CURRENTLY AT ...

Ich bin zurzeit ...

☞☞☞ "Ish bin tzoo-r-tzite"



**THERE ARE INJURED PERSONS
REQUIRING IMMEDIATE HELP.**

Hier sind verletzte Personen, die dringend Hilfe enoetigen.

☞☞☞ "Hear sind fair-letzta Pair-zone-en, dee dring-and Hill-fah un-note-igen"



SOMEONE HAS HIT MY CAR.

Jemand hat mein Auto angefahren.

☞☞☞ "Yay-mond hot mine Ow-tow on-ge-far-en"



MY CAR HAS BROKEN DOWN.

Mein Auto ist liegengeblieben.

☞☞☞ "Mine Ow-tow ist leeg-en-ga-bleeb-en"



CAN YOU PLEASE SEND ME A TOW TRUCK?

Bitte schicken Sie einen Abschleppwagen?

☞☞☞ "Bitte schicken zee eye-nen Up-Schlepp-vog-en"





DRIVING IN
ITALY

ROAD RULES IN ITALY



Living in Italy or plan to drive through the country soon? Here are key rules you need to know.



IMPORTANT DOCUMENTS

The minimum driving age is 18. Service members and dependents stationed in Germany must have valid Armed Forces in Italy (AFI) driver's licenses (sometimes referred to as SETAF licenses), valid U.S. driver's licenses, proof of insurance and vehicle registration. The AFI license is valid only in NATO countries. If you are not stationed in Italy but traveling within the country, you should also carry an international driving permit.

CELLPHONE USE WHILE DRIVING

Do not talk on your cellphone while driving, except with a hands-free device.

CHILD SAFETY

Infants up to 1 year of age and up to 20 pounds must be secured in a rear-facing car seat, which cannot be placed in front of an airbag. Children over the age of 1, up to 50 pounds or 48 inches must be placed in appropriate child passenger restraint systems used in accordance with manufacturers' instructions. Rear-facing seats are strongly advised for children up to age 4 or when a child reaches the maximum weight or height allowed by the car seat manufacturer. Ages 12 years and under must ride in the back seat unless all seats are occupied by other children or the vehicle has no rear seat. For more on child safety, see the European Child Safety article on page 13.

COMPULSORY SAFETY EQUIPMENT

Your vehicle must contain an EC-regulation warning triangle, reflective vest/jacket and first-aid kit.

DRIVING WHILE IMPAIRED

A blood alcohol level of 0.05 is over the limit and against the law. The limit for new drivers and commercial vehicle operators is 0.0. Even if you are under the legal limit, if you are in an auto accident after drinking, you may be found at fault, whether you actually caused the wreck or not.

FUEL COUPONS

Service members stationed in Italy qualify to purchase fuel coupons for 300 to 400 liters monthly, depending on the sizes and types of vehicles registered.

RESTRICTED TRAFFIC ZONES

City centers around congested historic sites, such as in Pisa, Milan, Florence and other locations, now enforce restricted driving zones for only cars with permits. Although restricted areas should be marked with signs stating "ZTL" (meaning "Zona Traffico Limitato"/Limited Traffic Zone), signage may be obscured. License plates are read via camera, and drivers can rack up tickets while circling in restricted zones until several tickets come in the mail.

ROAD SIGNS

There are a few important Italian words you are likely to see on road signs while traveling in Italy.

- "Deviazione" – Detour
- "Dogana" – Customs
- "Entrata" – Entrance
- "Incidente" – Accident
- "Nebbia" – Fog
- "Neve" – Snow
- "Polizia" – Police
- "Senso Unico" – One-way street
- "Traffico" – Traffic (congestion)
- "Uscita" – Exit

SPEED LIMITS

For private vehicles without trailers in a city or built-up area: 50 km/h (31 mph); outside a built-up area on an open road: 90 km/h (55 mph); on a two-lane highway: 110 km/h (68 mph); on a motorway or "autostrada": 130 km/h (80 mph). During wet conditions, lower speed limits of 90 km/h (55 mph) apply to two-lane highways and 110 km/h (68 mph) on the autostrada. Drivers with a license less than 3 years old must not exceed 90 km/h (55 mph) outside built-up areas and 110 km/h (68 mph) on motorways. Be aware that in addition to fines, you face a 30- to 90-day suspension of your license for excessive speeding.

TOLLS

Drivers must pay tolls to use freeways.

WINTER TIRES

Winter tire procedures vary by region. In mountainous areas, they are usually required from Nov. 15 to March 15 or April 15. Watch for signs indicating requirements.

The requirements for inspecting and registering your purchased vehicle depend upon whether it was acquired from an Italian dealership, local national or ID cardholder.



DOCUMENTS NEEDED

Take the vehicle to the Motor Vehicle Registration Office for a VIN inspection, which will be completed using USASETAF (ABN) Regulation 190-3 Appendix C. Make sure you have a first-aid kit, warning triangle and reflective vest. Once inspected, complete the registration process with the following:

- Proof of insurance valid for a minimum of six months with original “contrassegno” sticker
- U.S. government ID card
- Military orders or letter of logistical support
- Valid stateside driver’s license
- AFI driver’s license
- Duty-free privilege letter for NATO personnel
- Proof of safety inspection
- “Codice Fiscale” card (black-plated vehicles only)
- Money to pay registration fee and Italian road taxes for second and third vehicles registered
- A power of attorney if the sponsor is not present

Note: All buyers and sellers must be present if the sale is between individuals

If purchasing from a local national or ID cardholder, bring the original title. If purchasing from an Italian dealership, you’ll need:

- Original Vehicle Purchase Invoice indicating IVA exemption
- Original Certification of Conformity (“Certificato di Conformita”)
- Proof of vehicle exportation to the AFI foreign system (“EX1 Bolletta doganale”)

HELPFUL HINTS

- If you already have a vehicle registered as your primary and would like to make the newly purchased vehicle as your primary, you will need two appointments to complete the process.
- When looking at a used vehicle, ask for a full history and have a mechanic check the car for necessary repairs before finalizing the purchase.

EMERGENCY PHRASES

**DO YOU SPEAK ENGLISH?****Parli inglese?**

🗣️🗣️ "par-lee in-gle-ze"

**THERE HAS BEEN AN ACCIDENT.****C'è stato un incidente.**

🗣️🗣️ "chee eh sta-toe oon een-chee-dent-te"

**CAN YOU PLEASE SEND THE POLICE?****Chiamate la polizia per favore?**

🗣️🗣️ "key-a-mate la pol-ee-zee-ah per fah-vor-eh"

**CAN YOU PLEASE SEND ME AN AMBULANCE?****Chiamate l'ambulanza per favore?**

🗣️🗣️ "key-a-mate l'am-boo-lahn-zah per fah-vor-eh"

**I AM CURRENTLY AT ...****Mi trovo a ...**

🗣️🗣️ "mee tro-vo ah"

**SOMEONE HAS HIT MY CAR.****Qualcuno ha urtato la mia auto.**

🗣️🗣️ "qual-koo-no hah oor-tah-toe lah meeah-o au-to"

**THERE ARE INJURED PERSONS
REQUIRING IMMEDIATE HELP.****Ci sono persone ferite che hanno bisogno d'aiuto.**

🗣️🗣️ "chee so-no fe-ree-te ke ah-no bee-zo-nee-yo d'eye-you-toe"

**MY CAR HAS BROKEN DOWN****La mia auto non funziona.**

🗣️🗣️ "Lah meeha au-toe non foon-zee-ona"

**CAN YOU PLEASE SEND ME A TOW TRUCK?****Chiamate un carro attrezzi per favore?**

🗣️🗣️ "key-a-mate oon carro att-rezzi per fa-vor-reh"





DRIVING IN THE
UNITED KINGDOM

ROAD RULES IN THE U.K.



Living in the U.K. or plan to drive through the area soon? Here are key rules you need to know.



IMPORTANT DOCUMENTS

Those stationed in England are required to attain USAFE Form 435 driver's licenses. Valid stateside driver's licenses, proof of insurance and vehicle registration are also needed. Not stationed in England but driving there during your travels? International driving permits are not required if visiting for less than 12 months, but make sure to carry your valid U.S. license and, if applicable, your U.S. Forces license.

CELLPHONE USE WHILE DRIVING

It is illegal and unsafe to use a handheld cellphone when driving, except with a hands-free device.

WARNING: Even whilst using a hands-free device, research has shown you could still be distracted and not in full control of your vehicle. If observed by law enforcement, you could be prosecuted.

CHILD SAFETY

The U.K. follows the i-Size regulation concurrent with ECE R44/04 and requires EU-approved safety seats marked with an "E" inside a circle. Visit www.gov.uk/child-car-seats-the-rules to ensure you select compliant car seats.

Note: U.K. spec cars require U.K. spec car seats while U.S. spec cars accommodate both U.S. and U.K. spec car seats.

COMPULSORY SAFETY EQUIPMENT

Your vehicle should carry a reflective vest/jacket, first-aid kit and EC regulation warning triangle. It is highly recommended that you also have a fire extinguisher and extra headlight bulbs.

CONGESTION CHARGES

To help ease traffic jams, drivers are required to pay a congestion charge before driving in the Central London Congestion Charging Zone during weekdays (except public holidays) between 7 a.m. and 6 p.m. For information, zone locations, or to pay online, visit the official site at www.tfl.gov.uk/modes/driving/congestion-charge.

DRIVING WHILE IMPAIRED

Drivers are considered intoxicated if their blood alcohol limit is 0.08 in England and Wales or .03 in Scotland. According to U.S. Air Force regulations, drivers with blood alcohol levels over .05 are considered to be impaired.

FINES

When drivers commit moving (and some parking) violations and receive citations either on or off base, information is sent to U.S. Forces security personnel, and points are assessed against your DFP based on citation severity. For a table of specific offenses, corresponding assessed point values and suspension lengths, refer to the current Mildenhall I31-218 found at www.e-publishing.af.mil.

FUEL RATIONS

When you fill up on base, show USAFE Form 435 as verification of your entitlement. There are no monthly rations, but gas must be used within reason (per 3rd Air Force regulation). If you are filling a vehicle that is not on your driving/fuel permit card, you must be able to show one of the following: rental agreement, TDY orders or 941 customs import form.

LEFT ON RED

Unless otherwise indicated, turning left on red is not permitted.

LIGHTS

Vehicles built after April 1981 must have single fog lights mounted on the rear right side. Parking lights must be white, not amber, and all headlights must be angled for driving on the left side of the road. Cars built after April 1986 must have driver-side turn signal repeaters. Rear turn signals must flash amber. Very few American vehicles meet the standards for light requirements in the U.K. but can be converted for \$200 to \$300.



LOOK RIGHT

In the U.K. you must drive on the left, so always look right first, then left, then right again.

PARKING

Besides “no parking” signs, other markings indicate parking restrictions. Double yellow or white zigzag lines indicate no waiting, or parking. Red lines indicate no waiting, parking or stopping. Single yellow lines generally prohibit parking or waiting from 8 a.m. to 6:30 p.m. Monday to Saturday. Check signs for time restrictions or direction to pay and display when yellow dashed lines are present.

PASSING

U.S. service members, civilians and dependents stationed in the U.K. cannot pass within ten miles of their respective bases (RAF Lakenheath and RAF Mildenhall currently operate the no-passing policy).

There are exceptions to the no-passing rule and they are:

1. U.K. Traffic Law allows passing on the stretch of road you are on
2. The vehicle you wish to pass is traveling at less than 30 MPH
3. It is safe to do so (visibility past car, road layout, experience of driving in the U.K.). All three of these exceptions need to be in place to pass within the ten mile no-passing radius.

ROAD TAX

If stationed in England, the first year for your first registered vehicle is tax free. Afterward, payment of the road tax is an annual requirement in order to drive on British roads. This road tax only applies to U.S. vehicles imported with service members.

RIGHT OF WAY


Unlike in much of Europe, there is not a priority given to vehicles coming from the right (or left). All intersections have signage and/or road markings to indicate to drivers whether they must yield (give way), stop or continue.

SPEED LIMITS

Speed limits in the U.K. are maximums not mandatory and drivers should remember to drive to the prevailing road and weather conditions at all times.

WINTER TIRES

In general, winter tires are not required unless directed by signs or authorities. However, as the temperature drops below 7° C, standard tires can harden, creating less traction while driving. Winter tires allow for better control, performance and fuel efficiency.



BUYING AND SELLING

Need to buy or sell a used car? The process is a little different depending on whether the transaction is with a U.S. ID holder or local national.

FINDING A CAR

Finding autos for sale is easy. Check out www.stripes.com, online yard-sale sites or the “lemon lot,” where service members register, park and display cars for sale.

INSPECTIONS

Cars older than three years need Ministry of Transport (MOT) tests before sale. Cars newer than three years may use other authorized inspection agencies documents in place of the MOT.

CONCESSION VEHICLES

In the U.K., a “concession” vehicle is a value-added-tax-free, or VAT-free, vehicle that is imported for use by those who qualify for VAT relief. The vehicle shipped from your previous duty station would qualify. Concession vehicles may not be sold or transferred to non-entitled persons without proof of that VAT has been paid. U.S. military (sponsors), their spouses or singles are entitled to one concession vehicle each.



To buy or sell concession vehicles, an approval number for the transaction is needed.

All registered owners and buyers must report to the Security Forces Pass and Registration Section (SFPRS) of the seller’s assigned base and fill out required documents. Dependents or others possessing a Power of Attorney are not allowed to sell a car for an authorized sponsor. Exceptions to this rule must be approved through HM Customs/CVR prior to arranging a sale.

These are the documents needed to register a new concession vehicle:

- Valid USAFE Form 435 (driver’s license) for all parties
- Vehicle registration (V5)
- 3AF Form 301: Vehicle Transfer Request
- Bill of sale from the registered keeper (owner)
- British certificate of insurance
- Valid MOT certificate (for cars older than three years)
- Road tax disc

Note: All buyers and sellers must be present

TAX-PAID VEHICLES

Before buying a tax-paid vehicle from a local national, request the (V5) number, make, model, the expiration date of the tax disc and the MOT number. Use the information to get a vehicle history check before you sign on the dotted line.

To register a tax-paid vehicle bought from a local national, the new owner must supply these documents to the SFPRS:

- Valid USAFE Form 435 (driver’s license)
- Vehicle registration (V5) in the seller’s name
- Bill of sale from the registered keeper (owner)
- British certificate of insurance
- Valid MOT certificate (for cars older than three years)
- Road tax disc

Note: All buyers and sellers must be present

DRIVING IN THE
REST OF EUROPE



ROADGUIDE

EUROPEAN MAP



National Capital



U.S. Military Base





ROAD RULES FOR OTHER EUROPEAN COUNTRIES



Although you may not be driving through a new country every day, it's important to know the road rules of other European countries. From speed limits, tolls, required equipment and more, this information is vital to ensure you're following different road rules you may encounter.

AUSTRIA



SPEED LIMITS

Inside City Limits: 50 kph
Outside City Limits: 100 kph
Outside City Limits in Flanders: 70 kph
Motorway (Autobahn) in Urban Area: 100 kph
Autobahn: 130 kph



WINTER TIRES

All-season (M+S) or winter tires required Nov. 1 to April 15 and anytime there is snow, ice or slush



DRIVING WHILE IMPAIRED

Legal Limit: Below .05



TOLLS

Vignettes are required on motorways



REQUIRED EQUIPMENT

- First-aid kit
- Reflective vest
- Warning triangle



OTHER INFORMATION

- Children under age 14 and less than 1.5 meters tall must be in proper child restraints; those more than 1.5 meters tall (regardless of age) must use adult seatbelts

BELGIUM



SPEED LIMITS

Inside City Limits: 50 kph
Outside City Limits: 90 kph
Motorway (Autosnelweg/ Autobahn/Autoroute): 120 kph



WINTER TIRES

All-season (M+S) or winter tires are recommended (not required) mid-October to mid-March



DRIVING WHILE IMPAIRED

Legal Limit: Below .05



TOLLS

None on motorways, only through Liefkenshoektunnel in Antwerp



REQUIRED EQUIPMENT

- First-aid kit
- Reflective vest
- Warning triangle



OTHER INFORMATION

- Cruise control is prohibited on highways with heavy traffic or road construction
- Antwerp has a low-emission zone, which may prohibit some vehicles from entry

BULGARIA

**SPEED LIMITS**

Inside City Limits: 50 kph
Outside City Limits: 90 kph
Motorway: 140 kph

**WINTER TIRES**

Required from November to mid-April

**DRIVING WHILE IMPAIRED**

Legal Limit: Below .05

**TOLLS**

Vignettes are required on motorways

**REQUIRED EQUIPMENT**

- Warning triangle
- Headlamp beam deflectors
- Reflective jacket
- First-aid kit (recommended)
- Fire extinguisher

**OTHER INFORMATION**

- Headlights or daytime running lights must be on at all times
- Children under the age of three may not be transported in vehicles not fitted with child restraints; Children must be placed in special restraints suitable for their size and weight, according to EU regulations
- Snow chains are permitted
- In well-populated areas, drivers are prohibited to sound their horn 10 p.m to 6 a.m. (9 a.m. on public holidays) and 12 p.m. to 4 p.m.

CZECH REPUBLIC

**SPEED LIMITS**

Inside City Limits: 50 kph
Outside City Limits: 90 kph
Motorway (Autostráda/Dálnková Silnice): 130 kph
Motorway in Urban Area: 80 kph

**WINTER TIRES**

All-season (M+S) or winter tires are required Nov. 1 to March 31, as well as when the temperature is lower than 4 degrees Celsius or there is inclement winter weather

**DRIVING WHILE IMPAIRED**

Zero tolerance

**TOLLS**

Vignettes are required on motorways

**REQUIRED EQUIPMENT**

- First-aid kit
- Replacement headlight bulbs
- Warning triangle
- Replacement headlight fuses
- Reflective vest

**OTHER INFORMATION**

- Within 50 meters of railroad crossings, the speed limit is 30 kph
- Border authorities must inspect and note all visible damage to vehicles entering the Czech Republic
- If vehicle damage occurs while in the Czech Republic, a police report must be obtained at the scene; without this report, you will be unable to clear border security when leaving
- Headlights or daytime running lights must be on at all times
- Children under 36 kilograms (80 pounds) and 1.5 meters tall must be in child restraints/booster seats

FRANCE/MONACO

**SPEED LIMITS**

Inside City Limits: 50 kph
Outside City Limits: 90 kph/80 kph when wet
Motorway (Autoroute) in Urban Area: 110 kph/100kph
Autoroute: 130 kph/110 kph when wet

**WINTER TIRES**

All-season (M+S) or winter tires are recommended (not required), except as indicated by road signs in mountainous regions

**DRIVING WHILE IMPAIRED**

Legal Limit: Below .05

**TOLLS**

Tollbooths along motorways

**REQUIRED EQUIPMENT**

- Warning triangle
- First-aid kit (recommended)
- Reflective vest
- Breathalyzer (recommended)

**OTHER INFORMATION**

- "Vous n'avez pas la priorité" or "Cédez le passage" signs at roundabouts indicate vehicles in the roundabouts have priority; otherwise, traffic entering the roundabouts has right of way
- Paris, Lyon and Grenoble have low-emission zone, which may prohibit some vehicles from entry
- Regardless of height, children up to age 10 must travel in approved child safety restraints/boosters

KOSOVO

**SPEED LIMITS**

Inside City Limits: 50 kph
Outside City Limits: 80 kph
Motorway: 130 kph

**WINTER TIRES**

No general winter tire regulations

**DRIVING WHILE IMPAIRED**

Zero tolerance

**TOLLS**

Between Kosovo and Albania which costs between 2.50 and 22.50 euros.

**REQUIRED EQUIPMENT**

- Warning triangle
- Fire extinguisher (recommended)
- First aid kit
- Spare bulbs (recommended)
- Reflective vest (for all passengers)
- Spare fuel can (allowed, max 10L)

**OTHER INFORMATION**

- The standard of roads varies from fair to poor. Roads are particularly bad in rural areas and after bad weather. There is a risk of landslides and flooding. You should avoid traveling at night if possible.
- European Green Card vehicle insurance isn't valid.
- Kosovo traffic is chaotic and slightly aggressive.

LUXEMBOURG

**SPEED LIMITS**

Inside City Limits: 50 kph
Outside City Limits: 90 kph
Motorway (Autobahn): 130 kph/110 kph when wet

**WINTER TIRES**

All-season (M+S) or winter tires are required in winter conditions, regardless of time of year

**DRIVING WHILE IMPAIRED**

Legal Limit: Below .05

**TOLLS**

None

**REQUIRED EQUIPMENT**

- Warning triangle
- First-aid kit (recommended)
- Reflective vest

**OTHER INFORMATION**

- In a "zone de rencontre," the speed limit is 20 kph; pedestrians have priority
- Speed limits in built-up areas are frequently lowered to 30 kph, so watch for signs
- Children ages 3 to 18 years and/or under 1.5 meters tall must have proper child restraints or boosters unless they weigh more than 36 kilograms (80 pounds)

NORTH MACEDONIA

**SPEED LIMITS**

Inside City Limits: 50 kph
Outside City Limits: 80 kph
Motorway: 120 kph

**WINTER TIRES**

Winter tires or snow chains, if you're traveling between Nov. 15 to March 15

**DRIVING WHILE IMPAIRED**

Legal Limit: Below .05

**TOLLS**

Tolls on motorways

**REQUIRED EQUIPMENT**

- Warning triangle
- Spare bulbs (except for xenon, neon & LED bulbs)
- First aid kit
- Reflective vest (recommended)

**OTHER INFORMATION**

- Make sure everyone in the car wears a seatbelt at all times
- Wear a crash helmet if you're riding a motorcycle
- Drive with your headlights on in the daytime (it is recommended that you carry a spare set of bulbs)
- If traveling near the border with Kosovo, stick to primary roads and daylight hours only.
- Headlamp converters (stickers you put on your headlights when you're driving on the right, so your lights don't dazzle motorists coming the other way)

NETHERLANDS

**SPEED LIMITS****Inside City Limits:** 50 kph**Outside City Limits:** 80 kph**Motorway (Rijksweg or Autosnelweg) in Urban Area:** varies; 80 to 100 kph**Rijksweg/Autosnelweg:** 100 to 130 kph**WINTER TIRES**

Not required

**DRIVING WHILE IMPAIRED**

Legal Limit: Below .05

**TOLLS**

None on motorways, only through Kiltunnel at Dordrecht and Westerscheldetunnel

**REQUIRED EQUIPMENT**

- First-aid kit (recommended)
- Warning triangle (recommended)
- Reflective vest (recommended)

**OTHER INFORMATION**

- Do not use your horn unless necessary during the day and never at night; penalties are high for excessive use of horns
- Watch for cycling traffic in urban areas
- Bicycles always have priority over cars and even when a driver has right-of-way it is recommended to give way to cyclists

POLAND

**SPEED LIMITS****Inside City Limits:** 50 kph**Outside City Limits:** 90 kph**Motorway (Rijksweg or Autosnelweg) in Urban Area:** varies; 80 to 100 kph**Rijksweg/Autosnelweg:** 140 kph**WINTER TIRES**

Not required

**DRIVING WHILE IMPAIRED**

Legal Limit: Below .02

**TOLLS**

Tolls on motorways

**REQUIRED EQUIPMENT**

- Fire extinguisher
- First-aid kit (recommended)
- Warning triangle
- Reflective vest (recommended)

**OTHER INFORMATION**

- Do not use your horn unless necessary during the day and never at night; penalties are high for excessive use of horns
- Watch for cycling traffic in urban areas

ROMANIA

**SPEED LIMITS****Inside City Limits:** 50 kph**Outside City Limits:** 90 kph**Two-Lane Expressway (Drumuri expres):** 100 kph**Motorway:** 130 kph**WINTER TIRES**

All-season (M+S) or winter tires are required Nov. 1 to March 31 if there is snow or ice on roads

**DRIVING WHILE IMPAIRED**

Zero tolerance

**TOLLS**

Vignettes on motorways

**REQUIRED EQUIPMENT**

- First-aid kit
- Warning triangle
- Reflective vest
- Fire extinguisher (must be red)

**OTHER INFORMATION**

- Driving in rural areas is extremely dangerous due to poor roads, inadequate lighting and signage; pedestrians, horse-drawn carriages and livestock are often on roads at night without reflective gear
- Children under 1.5 meters in height or 12 years of age must be in proper child restraints or booster seats
- Headlights or daytime running lights must be on at all times



SPAIN



SPEED LIMITS

Inside City Limits: 50 kph
Minor Road Outside City Limits: 90 kph
Major Road Outside City Limits: 100 kph
Motorway (Autopista) in Urban Area: 80 kph
Autopista: 120 kph



WINTER TIRES

Use of wheel chains mandatory in heavy snow



DRIVING WHILE IMPAIRED

Legal Limit: Below .05



TOLLS

Tolls on motorways



REQUIRED EQUIPMENT

- Warning triangles (2)
- Spare wheel and tools for fitting it
- Reflective vest
- First-aid kit (recommended)



OTHER INFORMATION

- Beware of scams by individuals pretending to have car trouble; lock all doors and keep valuables out of sight if you stop to render aid
- Robbery by individuals impersonating police officers have been reported in Madrid and Catalonia

SWITZERLAND



SPEED LIMITS

Inside City Limits: 50 kph
Outside City Limits: 80 kph
Major Road Outside City Limits: 100 kph
Motorway (Autobahn): 120 kph



WINTER TIRES

All-season (M+S) or winter tires recommended from fall to spring and required in some mountainous areas as indicated by signs; if impeding traffic in winter conditions without adequate tires, you can be fined



DRIVING WHILE IMPAIRED

Legal Limit: Below .05



TOLLS

Vignettes are required on motorways



REQUIRED EQUIPMENT

- Warning triangle (must be kept within easy reach, i.e. not in the trunk)
- Reflective vest (recommended)
- First-aid kit (recommended)



OTHER INFORMATION


- If involved in a minor accident and police are not called, a European Accident Statement Form must be completed
- When rounding blind curves outside built-up areas, drivers must honk during the day or flash headlights at night
- Headlights or daytime running lights must be on at all times

ADDITIONAL

RESOURCES



EUROPEAN TRAVEL TIPS



Here are some quick travel tips to ensure you have a successful trip.

AUTOMOBILE ASSOCIATIONS

There are a number of European automobile clubs, similar to the American Automobile Association (AAA). By enrolling, you can expect 24-hour roadside assistance and other travel-related services.

CAMERAS

Surveillance is used to monitor for red-light runners, speeding and tailgating. You may not see a camera or a flash, as stationary and mobile cameras are often mounted on traffic signs, parked vehicles and roadside poles. Your chain of command will receive your ticket in the mail with a photo, noted offense and amount due. You will be required to pay the ticket and may have points assessed on your license.

COUNTRY BORDERS

Have your passports in the car with you (not in your luggage in the trunk) when preparing to enter another country. Make sure you have purchased your vignette (toll tag) before crossing, usually available at gas stations and border facilities. Also pay close attention to the large informational signs, usually posted on the freeway just before or after the border. These signs provides information about speed limits within cities and on highways.

CURRENCY

Keep spare coins of the local currency (euros, pounds, etc.) in your vehicle for parking meters, garage fees, tolls and bathroom breaks. That's right — even if you are topping off the tank at a gas station, you almost always have to pay to use the restroom.

FUEL

Unless you're on a major freeway, gas stations can be hard to come by, and many are not open 24/7. Make sure you have a full tank when you start off on road trips and stop to fill up well before you hit empty. Running out of fuel on freeways is not allowed in Europe, and you can be fined by officials.

GPS

Even if you've got a keen sense of direction, navigating Europe without a GPS can be difficult. If you don't have one yet, check online retailers and your local Exchange for the latest models. You may also find previously used systems on yard-sale websites and Facebook pages. Look for one that receives real-time traffic reports and has current Europe maps.

It is illegal to use a radar detector in most of Europe, and many countries have also banned the use of speed camera detection on GPS devices. "Fixed speed camera POI/Points of Interest" functions must be deactivated or uninstalled. Violators face fines and could have their devices confiscated by authorities.

METRIC SYSTEM

Europe utilizes the metric system. With the exception of the U.K., posted speed limits are in kilometers, rather than miles, per hour. Fuel prices noted on the economy are per liter, not gallon.

PETS

Your furry companion should be properly restrained if joining you on a road trip — it's the law in many nations. Use a harness with a seatbelt or secure a kennel. If keeping your pet in the hatchback of an SUV, the pet must be in a kennel unless you have safety mesh secured between

PARKING TIPS

PARKING DISCS



Use discs in indicated parking zones, that have a sign with a "P" and a symbol that looks like an upside-down parking meter. Simply move the dial to show the time you arrived at the parking spot.

PARKING GARAGES

A sign showing a "P" under a roof indicates a parking garage.

When arriving, pull a ticket and hang onto it. You'll need to pay at a kiosk before you can exit.

PARKING METERS

If a sign has a "P" and a meter symbol, you will need to pay to park. Meters may be in front of individual spots, or there may be one machine every few spaces. Always read the parking sign and the meter/machine for information about time limits and if parking is free after certain times or on select days.

the backseat and trunk space. Keep water, treats and a leash on hand, and stop for frequent potty breaks.

PSI TO BAR


When adding air to tires, note that most gas station pumps measure in pounds per square inch (PSI) instead of bar units. To determine optimal tire pressure, check the tire markings and the car manual. This information may also be printed on doorframe or gas tank cover labels. If in doubt, contact an auto mechanic or dealership.

INSTALLATION GPS LIST



	Facility	Street	Zip	City
Germany	Katterbach/Bismark	AN12	91522	Ansbach
	Barton Barracks	Meinhardswinden Straße 28	91522	Ansbach
	Baumholder	Reichenbacher Straße	55774	Baumholder-Birkenfeld
	Garmisch (Artillery Kaserne)	Maxmillianstraße	82467	Garmisch-Partenkirchen
	Garmisch Edelweiss	St. Martin Straße 120	82467	Garmisch-Partenkirchen
	Geilenkirchen	Lillienthallae 100	52511	Geilenkirchen
	Germersheim	Am Vorwerk Friedrich 2	76726	Germersheim
	Grafenwoehr Tower Barracks	Neue Ambergerstraße	92655	Grafenwoehr
	Hohenfels	Kruezebergstraße	92287	Schmidmuehl
	Kalkar	Römerstrasse 126	47546	Kalkar
	KMC Daenner Kaserne	Ludwigshafener Straße	67657	Kaiserslautern
	KMC Kleber Kaserne	Daennerstraße	67657	Kaiserslautern
	KMC Landstuhl	Langwiedener Straße 4	66849	Landstuhl
	KMC Panzer Kaserne	B37	67657	Kaiserslautern
	KMC Pulaski/Vogelweh	Im Haderwald	67661	Kaiserslautern
	KMC Ramstein East Gate	L369	67661	Kaiserslautern
	KMC Ramstein West Gate	Flugplatz	66877	Ramstein-Miesenbach
	KMC Sembach Kaserne	L393/Flugplatz	67681	Sembach
	KMC Vogelweh	B270	67661	Kaiserslautern
	Shipton/Urlas Kaserne	B14	91522	Ansbach
Spangdahlem Air Base	Flugplatz Straße	54529	Spangdahlem	
Storck Barracks	NEA39	91471	Illesheim	
Stuttgart Kelley	Plieninger Straße	70567	Stuttgart	
Stuttgart Panzer	Panzerstraße	71032	Boeblingen	
Stuttgart Patch Barracks	Kürmarcker Straße	70569	Stuttgart-Vaihingen	
Stuttgart Robinson	Heidlochstraße	70376	Stuttgart-Burgholzhof	
Vilseck - Rose Barracks	Gutstraße	92249	Vilseck	
Wiesbaden Army Airfield	Erbenheim Flugplatz	65205	Wiesbaden	
Wiesbaden-Hainerberg	Washington Street 7763	65189	Wiesbaden	
Wiesbaden Mainz-Kastel	Ludwig-Wolker Straße 10	55252	Mainz-Kastel	
Belgium	Brussels	Leuvensesteenweg 13	1932	Sint. Stevens Woluwe
	Chièvres	Chaussée de Mons 46	7940	Brugelette
	SHAPE	Rue Grande 189	7010	Mons
Netherlands	AFNorth Main Gate	Rimburgerweg	6440AG	Brunssum
	Schinnen	Borgerweg 10	6365CW	Schinnen
U.K.	Alconbury	Ermine St	PE284DA	Alconbury
	Croughton	B4031	NN135NQ	Croughton
	Fairford	Horcott Rd	GL74DG	Fairford
	Lakenheath	Brandon Rd	IP279PN	Lakenheath
	Menwith Hill	Menwith Hill Rd	HG32SW	Harrogate
	Mildenhall	Shippea Hill Road	IP279PN	Lakenheath
	Molesworth	Brighton Rd	PE285AG	Molesworth
Italy	Aviano Air Base	SP7	33081	Aviano PN
	Camp Ederle	Via Aldo Moro 193	36100	Vicenza VI
	Camp Del Din	Viale Arturo Ferrarin 136	36100	Vicenza VI
	NAS Naples	Via Boscarelio	81032	Gricignano di Aversa CE (Naples)
	Livorno Camp Darby	Strada Provinciale 22, 590	56122	Pisa PI
	NAS Naples Capodichino	Viale Fulco Ruffo di Calabria, 10	80144	Napoli
	NAS Sigonella	Strada Statale 192	95121	Catania CT

**No colors, no flavors,
no preservatives from
artificial sources.**



**THE
WHOPPER®**
and nothing but the Whopper



TM & © 2021 Burger King Corporation.